



SPEEDY

Slatted Cover

Speedy fabrication required:

 Yes No

FROM NOVEMBER TO MARCH

APRIL

FROM MAY TO AUGUST

SEPTEMBER, OCTOBER

D+5

D+6

D+7

D+6

Customer N°:	Customer reference:	Order form date:
--------------	---------------------	------------------

Company contact details: Surname: Postcode: City: Country: Phone: E-mail: Contact in case of missing measurements:	Delivery address: Name: Address: Postcode: City: Country: Access: <input type="checkbox"/> Semi-trailer <input type="checkbox"/> Carrier Other: Fill in the truck access checking guide on p. 103. <input type="checkbox"/> Pick up at DEL Brécé factory (35530 Brécé, FRANCE)
--	--

New build pool Existing pool: In order to avoid taking again measurements of the pool, please indicate the invoice number, order number or reference of the original cover made:



If all the information is not completed, your order cannot be processed and therefore put into production with the announced leadtime.

VERSIONS

Electric Solar

END-STAND COLOUR

Ice white Champagne grey RAL on request:

DISK COLOUR

Blue Aniseed green Black White Concrete grey Wood
 Champagne grey RAL on request:



RAL on request: standard lead time + 3 weeks

CONTROLS

Wi-Key Key switch

CLOSING CONTROLS

Maintain contact (default choice) Impulse on

OPTIONS

"Stop salt" control box (only for the electric version) Yes No

Automatic stop Yes No

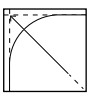
Wall mounting (1 end-stand on motor side, 1 wall mount on free side) Yes No

Extra Wi-Key emitter Yes No


If so, indicate the quantity (max. 3):

SLATS	
Opaque PVC 84 slats	
<div style="background-color: #ffe0e0; padding: 5px; border: 1px solid #ff0000;"> Choose PVC opaque 69 slats for pool widths of 5.05m or more. </div>	
<input type="checkbox"/> White <input type="checkbox"/> Grey	
Solar polycarbonate slats - 69 mm (not compatible with bromine treatment)	
<input type="checkbox"/> Crystal black <input type="checkbox"/> Silver <input type="checkbox"/> Crystal blue* <input type="checkbox"/> Crystal* <input type="checkbox"/> Crystal brown* <input type="checkbox"/> Crystal green*	
<input type="radio"/> Leave one slat out of three without end cap to ease the sliding of the slats: <input type="radio"/> AD side <input type="radio"/> BC side By default, all endcaps will be installed.	
Additional lead time for slats over 6 m long. *Additional lead time.	
Opaque PVC 69 slats	
<input type="checkbox"/> White <input type="checkbox"/> Beige <input type="checkbox"/> Grey <input type="checkbox"/> Blue*	
<input type="radio"/> Leave one slat out of three without end cap to ease the sliding of the slats: <input type="radio"/> AD side <input type="radio"/> BC side By default, all endcaps will be installed.	
Additional lead time for slats over 6 m long. *Additional lead time	
STAIRS OR SLAT CUT-OUT	
<input type="checkbox"/> Roman stair <input type="checkbox"/> Square stair <input type="checkbox"/> Trapezoid stair <input type="checkbox"/> Slat cut-out (attach a plan)	
LOCKING KITS	
<input type="checkbox"/> Pushlock <input type="radio"/> White <input type="radio"/> Beige <input type="radio"/> Grey <input type="radio"/> Dark grey <input type="radio"/> Blue <input type="radio"/> Argile green	Fittings: <input type="checkbox"/> Insert mount <input type="checkbox"/> Surface mount <input type="checkbox"/> Hanging mount <input type="checkbox"/> High hanging mount (Pushlock only)
<input type="checkbox"/> Quicklock + Tool (only for opaque PVC 69 and solar polycarbonate slats) <input type="radio"/> White <input type="radio"/> Beige <input type="radio"/> Grey	
<input type="checkbox"/> White straplock kit (only for opaque PVC 69 and solar polycarbonate slats) <input type="radio"/> Concrete coping anchors <input type="radio"/> Wood coping anchors	
WINTER SHIFT / PROTECTIVE COVERING	
Ivernea: <input type="checkbox"/> Yes Fill in the order form on p. 132. <input type="checkbox"/> No	
Ivernea Plus: <input type="checkbox"/> Yes Fill in the order form on p. 132. <input type="checkbox"/> No	

Customer N°:	Customer reference:	Order form date:	Company:
--------------	---------------------	------------------	----------

POOL TYPE	
<input type="checkbox"/> Polyester shell - Brand: - Model: <input type="checkbox"/> Concrete <input type="checkbox"/> Resin <input type="checkbox"/> Wood <input type="checkbox"/> Polystyrene block <input type="checkbox"/> Metal	
WATERTIGHTNESS	
<input type="checkbox"/> Liner* <input type="checkbox"/> On-site lining <input type="checkbox"/> Tiles <input type="checkbox"/> Coated <input type="checkbox"/> Other: <small>* For a sharp radius liner, a radius of 5 cm will be made on your slats.</small>	
POOL	
Diagonals Diagonal AC =cm Diagonal BD =cm	
	
Overflow	
<input type="checkbox"/> Yes (by default 1 every 4 m on each length) on <input type="radio"/> AB <input type="radio"/> BC <input type="radio"/> CD <input type="radio"/> AD <input type="checkbox"/> No <input type="radio"/> Infinity control box (we recommend the Pushlock hanging mount kits)	
INFO	
For an overflow pool, the hanging mount kits will be delivered in raw stainless-steel.	
Coping overhang cm	

skimmer : Indicate the exact skimmer positions.

 : Indicate the positions of the locking kits that have already been installed.

To comply with the French NF P90-308 safety standard, the locking kits must be installed in accordance with our recommendations in the technical instructions leaflet. The positioning of the locking kits will be determined by CF group according to the configuration of your pool. A detailed plan will be sent to you when your cover is delivered.

ADDITIONAL INDICATIONS IF REQUIRED

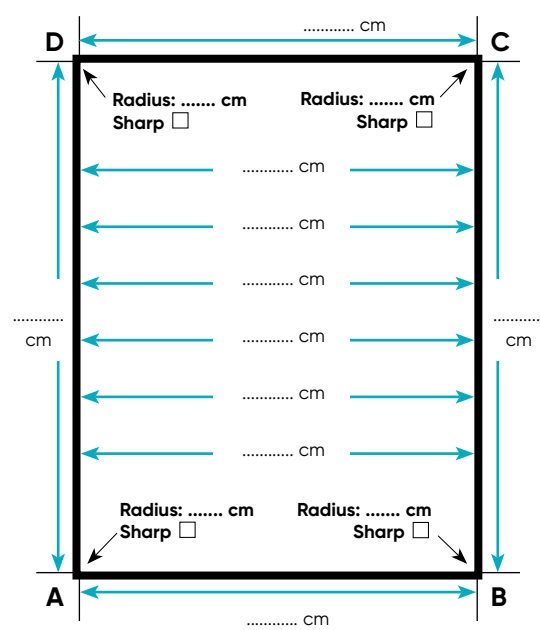
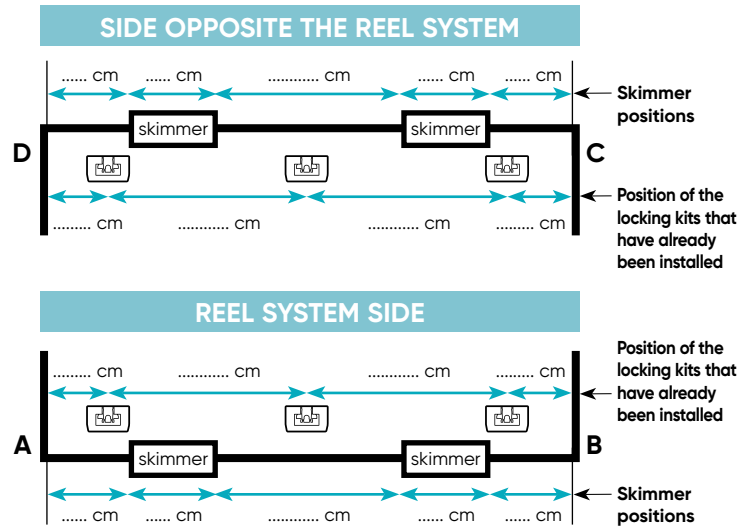
To comply with all NF P90-308 standards, it is essential that it is essential that all the elements making up this safety cover (mechanics, slats, motorization...) must come from CF group. If this is not the case, we will not be able to issue this certificate. Limits of use: DEL covers for overflow pools can only be compliant if the pool is equipped with an Infinity box-type device for automatically lowering the water level by at least 2 cm when the cover is closed. At present, DEL covers with a removable form on a side are not compliant with standard NF P90-308. Unless the alarm manufacturer specifies otherwise, immersion alarms are not compatible with DEL covers.

DISTANCE BETWEEN END-STANDS	
Pool width	Max. distance between end-stands
2 m	2.35 m
2.50 m	2.85 m
3 m	3.35 m
3.50 m	3.85 m
4 m	4.35 m
4.50 m	4.85 m
5 m	5.35 m

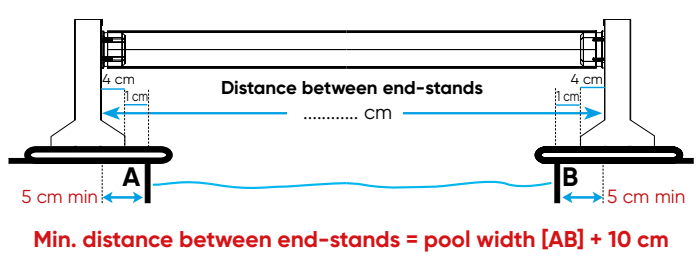
! INTERIOR POOL DIMENSIONS TO BE TAKEN AT THE WATER LINE AFTER WATERTIGHTNESS HAS BEEN MADE

Skimmer thickness
 Flush Proud of cm
Skimmers on the widths indicate them on the drawing
Skimmers on the lengths: BC AD

Stairs (see p. 100).



i TUBE / REEL SYSTEM SIDE = AB



STAIR SLATS - DRAWING

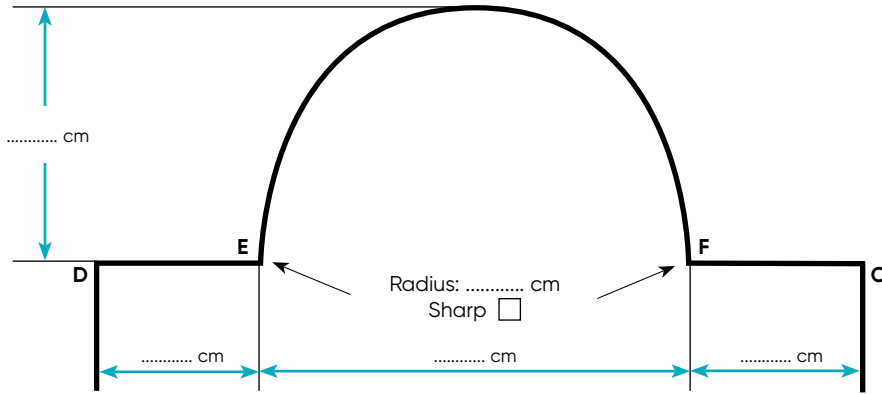
Customer N°:	Customer reference:	Order form date:	Company:
--------------	---------------------	------------------	----------

 : Indicate the exact skimmer positions

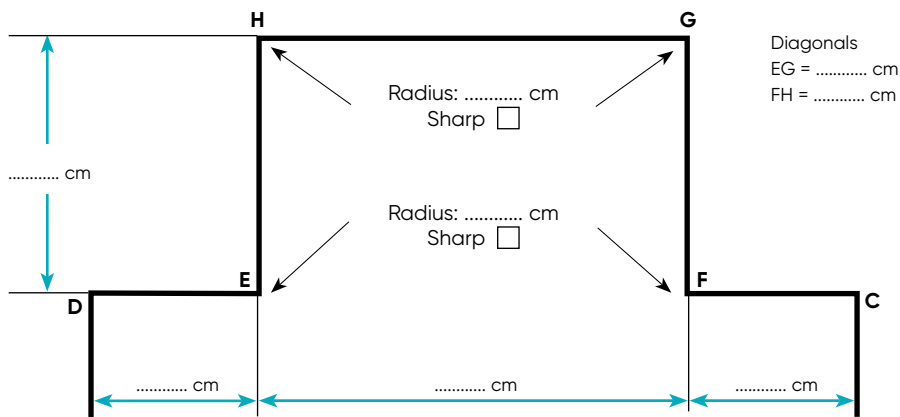
 : Indicate the position of the locking kits that have already been installed

ROMAN STAIR

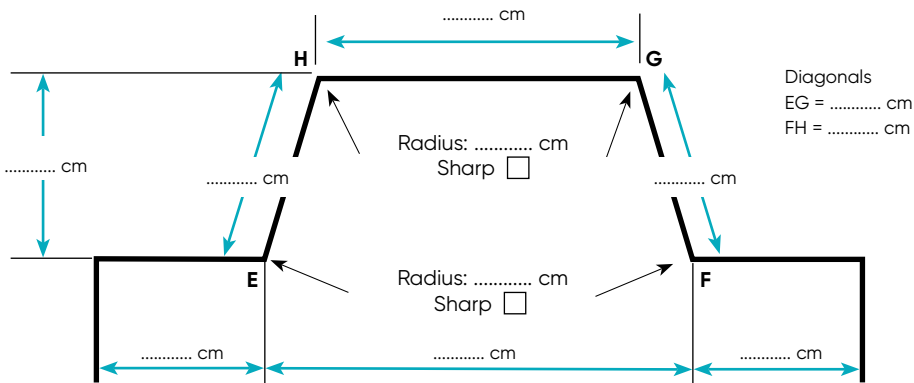
We recommend the use of the measurement-taking order triangulation form
See order form on p. 101.



SQUARE STAIR



TRAPEZOID STAIR



TRIANGULATION DRAWING FOR STAIR SLATS

Customer N°:	Customer reference:	Order form date:	Company:
--------------	---------------------	------------------	----------

CD = cm

EF = cm

CF = cm

ED = cm

EP = cm

E1 = cm

E2 = cm

E3 = cm

E4 = cm

E5 = cm

E6 = cm

E7 = cm

F1 = cm

F2 = cm

F3 = cm

F4 = cm

F5 = cm

F6 = cm

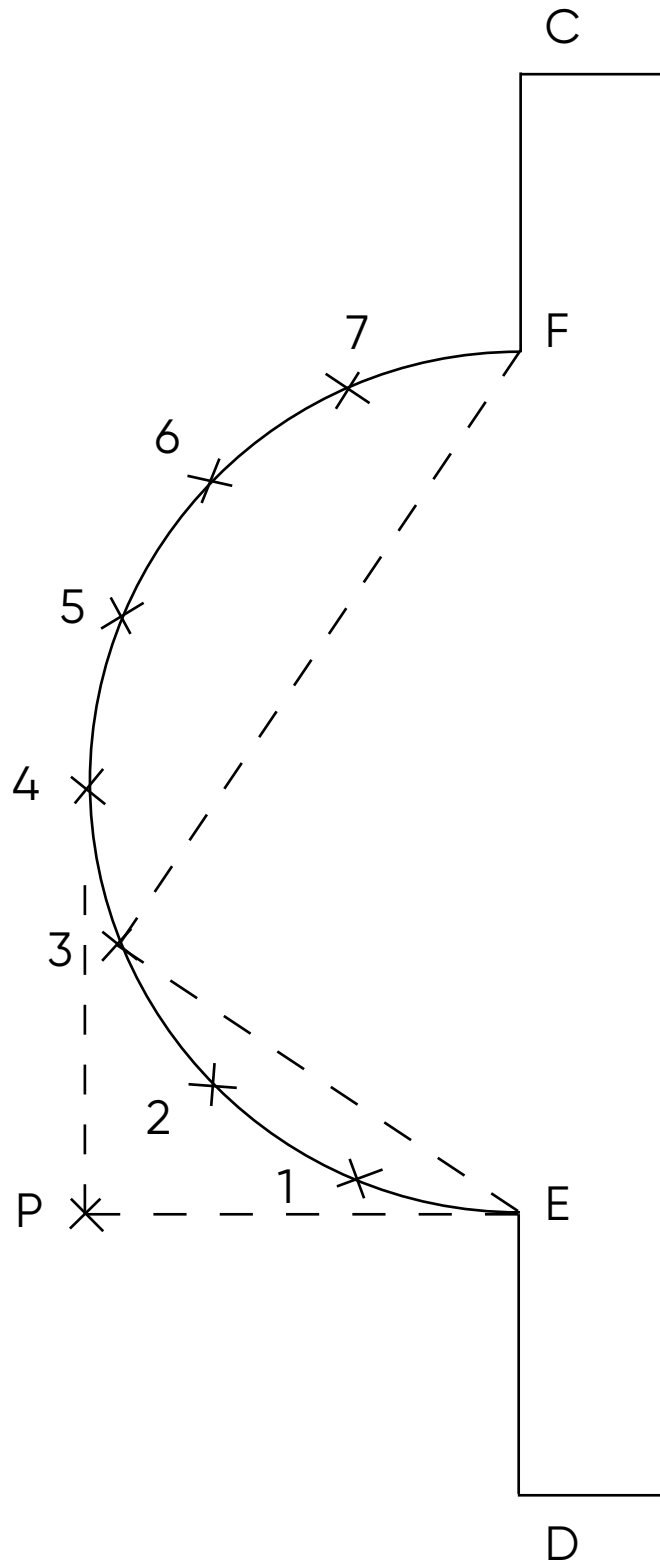
F7 = cm

Corner radius C =cm

Corner radius D =cm

Corner radius E =cm

Corner radius F =cm



TRUCK ACCESS CHECKING GUIDE

Company name:	Customer reference:
---------------	---------------------

i INFO

To allow us to deliver to you with maximum efficiency, please fill in this questionnaire carefully. We decline all liability in the event of the required delivery location being inaccessible due to the indications you have provided. Any new deliveries will be invoiced to you. Thank you for your understanding.



ORDERED EQUIPMENT

Automatic slatted cover
 Bar cover
 Bubble cover (over 4.50 m)
 Pool kits solutions/above-ground pools

ROAD SIGNAGE LEADING TO THE REQUESTED DELIVERY POINT



Have you already seen this type of road sign on the road that leads to the requested delivery point?

Yes If so, please indicate which ones:
 No

ACCESS TO THE REQUESTED DELIVERY POINT: TYPES OF VEHICLE LIKELY TO HAVE ACCESS

Below are different vehicle types. Indicate which types are likely to be able to pass in front of the requested delivery location.

 Tractor + trailer (38 tonnes): <input type="checkbox"/> Yes <input type="checkbox"/> No	 Semi-trailer (38 tonnes): <input type="checkbox"/> Yes <input type="checkbox"/> No	 Small carrier (19 tonnes): <input type="checkbox"/> Yes <input type="checkbox"/> No	 Small truck (<6 tonnes): <input type="checkbox"/> Yes <input type="checkbox"/> No
 Garbage trucks: <input type="checkbox"/> Yes <input type="checkbox"/> No	 Concrete mixer trucks: <input type="checkbox"/> Yes <input type="checkbox"/> No	 Fuel delivery trucks: <input type="checkbox"/> Yes <input type="checkbox"/> No	 Small van: <input type="checkbox"/> Yes <input type="checkbox"/> No

TRUCK CLEARANCES: DETAILS

Be careful of the truck clearance: Is the delivery address subject to one of the below situations ?

 Electric cables: <input type="checkbox"/> Yes <input type="checkbox"/> No	 Low branches: <input type="checkbox"/> Yes <input type="checkbox"/> No	 Corners of roads: <input type="checkbox"/> Yes <input type="checkbox"/> No
---	--	--

OTHER INDICATIONS, PLEASE DESCRIBE

IVERNEA & IVERNEA PLUS WINTER PROTECTION COVERS

Customer N°:	Customer reference:	Order form date:
--------------------	---------------------------	------------------------

<p>Company contact details:</p> <p>Surname:</p> <p>Postcode: City:</p> <p>Country :</p> <p>Phone:</p> <p>E-mail:</p> <p>Contact in case of missing measurements:</p> <p>.....</p> <p>.....</p>	<p>Delivery address:</p> <p>Name:</p> <p>Address:</p> <p>Postcode:City:</p> <p>Country.....</p> <p>Phone (person to contact)</p> <p>Access: <input type="checkbox"/> Semi-trailer <input type="checkbox"/> Carrier Other:</p> <p><input type="checkbox"/> Pick up at DEL Brécé factory (35530 Brécé, FRANCE)</p>
---	---

New pool Existing pool: to avoid re-taking the measurements, please indicate the invoice n°, order n° or delivery document n° for the original cover:

Caution, Ivernea and Ivernea Plus covers are not compatible with a solar PVC slat cover.

SLATS

In-ground (decking above water) In-ground (decking under water) Above-ground (without covering) Above-ground (with covering)

MODEL / COLOUR

Ivernea:

Green Blue Beige Grey

Ivernea plus:

Ivernea Plus

POOL DIMENSIONS

(for in-ground covers, indicate the size excluding the pit)

Length: cm

Width: cm

Diagonals

Diagonal AC = cm

Diagonal BD = cm

Diagonals taken at sharp corners.



CORNER RADIUS

A = cm

B = cm

C = cm

D = cm

STAIRS

Yes No

SHAPE:

Square Roman

Indicate the stair position:

On the AB width On the CD width

Along the AD length Along the BC length

FILTRATION BLOCK / CUT

Yes (supply a drawing) No

FITTINGS

Bungee-clip

OPTION

Additional bungee clip(s): quantity: recommended for windy regions.

Additional anchors for windy regions: quantity:

